

**STATEMENT OF APPROPRIATIONS, ALLOTMENTS, OBLIGATIONS, DISBURSEMENTS AND BALANCES**

**As at the Quarter Ending September 30, 2024**


Department : State Universities and Colleges (SUCs)  
 Agency/Entity : Cagayan State University  
 Operating Unit : < not applicable >  
 Organization Code (UACS) : 08 022 0000000  
 Fund Cluster : 01 - Regular Agency Fund

	Current Year Appropriations
	Supplemental Appropriations
X	Continuing Appropriations

Particulars	UACS CODE	Allotments			Current Year Obligations				Current Year Disbursements				Balances			
		Allotments		Adjusted Allotments	2nd Quarter Ending June 30	3rd Quarter Ending September 30	4th Quarter Ending December 31	Total	2nd Quarter Ending June 30	3rd Quarter Ending September 30	4th Quarter Ending December 31	Total	Unused Funds		Unpaid Obligations (16-21)=(24+25)	
		SARO	Unobligated										Unreleased Appropriations	Unobligated Allotments	Due and Demandable	Not Yet Due and Demandable
Unreleased Appropriations		5,000,000.00	-	5,000,000.00	-	4,950,000.00	-	4,950,000.00	-	4,950,000.00	-	4,950,000.00	(5,000,000.00)	50,000.00	-	-
<b>I. Agency Specific Budget</b>		<b>5,000,000.00</b>	<b>-</b>	<b>5,000,000.00</b>	<b>-</b>	<b>4,950,000.00</b>	<b>-</b>	<b>4,950,000.00</b>	<b>-</b>	<b>4,950,000.00</b>	<b>-</b>	<b>4,950,000.00</b>	<b>(5,000,000.00)</b>	<b>50,000.00</b>	<b>-</b>	<b>-</b>
Operations	3000000000000000	5,000,000.00	-	5,000,000.00	-	4,950,000.00	-	4,950,000.00	-	4,950,000.00	-	4,950,000.00	(5,000,000.00)	50,000.00	-	-
OO : Relevant and quality tertiary education ensured to achieve inclusive growth and access of poor but deserving students to quality tertiary education increased		5,000,000.00	-	5,000,000.00	-	4,950,000.00	-	4,950,000.00	-	4,950,000.00	-	4,950,000.00	(5,000,000.00)	50,000.00	-	-
HIGHER EDUCATION PROGRAM		5,000,000.00	-	5,000,000.00	-	4,950,000.00	-	4,950,000.00	-	4,950,000.00	-	4,950,000.00	(5,000,000.00)	50,000.00	-	-
Locally-Funded Project(s)		5,000,000.00	-	5,000,000.00	-	4,950,000.00	-	4,950,000.00	-	4,950,000.00	-	4,950,000.00	(5,000,000.00)	50,000.00	-	-
Tulong Dunong Program	310100200043000	5,000,000.00	-	5,000,000.00	-	4,950,000.00	-	4,950,000.00	-	4,950,000.00	-	4,950,000.00	(5,000,000.00)	50,000.00	-	-
MOOE		5,000,000.00	-	5,000,000.00	-	4,950,000.00	-	4,950,000.00	-	4,950,000.00	-	4,950,000.00	(5,000,000.00)	50,000.00	-	-
Sub-Total, Operations		5,000,000.00	-	5,000,000.00	-	4,950,000.00	-	4,950,000.00	-	4,950,000.00	-	4,950,000.00	(5,000,000.00)	50,000.00	-	-
PS		-	-	-	-	-	-	-	-	-	-	-	-	-	-	-
MOOE		5,000,000.00	-	5,000,000.00	-	4,950,000.00	-	4,950,000.00	-	4,950,000.00	-	4,950,000.00	(5,000,000.00)	50,000.00	-	-
FinEx (if Applicable)		-	-	-	-	-	-	-	-	-	-	-	-	-	-	-
CO		-	-	-	-	-	-	-	-	-	-	-	-	-	-	-
<b>Sub-Total, I. Agency Specific Budget</b>		<b>5,000,000.00</b>	<b>-</b>	<b>5,000,000.00</b>	<b>-</b>	<b>4,950,000.00</b>	<b>-</b>	<b>4,950,000.00</b>	<b>-</b>	<b>4,950,000.00</b>	<b>-</b>	<b>4,950,000.00</b>	<b>(5,000,000.00)</b>	<b>50,000.00</b>	<b>-</b>	<b>-</b>
PS		-	-	-	-	-	-	-	-	-	-	-	-	-	-	-
MOOE		5,000,000.00	-	5,000,000.00	-	4,950,000.00	-	4,950,000.00	-	4,950,000.00	-	4,950,000.00	(5,000,000.00)	50,000.00	-	-
FinEx (if Applicable)		-	-	-	-	-	-	-	-	-	-	-	-	-	-	-
CO		-	-	-	-	-	-	-	-	-	-	-	-	-	-	-
<b>Unobligated Allotment</b>		<b>-</b>	<b>50,146,401.58</b>	<b>50,146,401.58</b>	<b>21,831,290.83</b>	<b>18,108,319.07</b>	<b>-</b>	<b>39,939,609.90</b>	<b>5,221,397.90</b>	<b>2,720,908.00</b>	<b>-</b>	<b>7,942,305.90</b>	<b>-</b>	<b>10,206,791.68</b>	<b>7,104,000.00</b>	<b>24,893,304.00</b>
<b>I. Agency Specific Budget</b>		<b>-</b>	<b>50,146,401.58</b>	<b>50,146,401.58</b>	<b>21,831,290.83</b>	<b>18,108,319.07</b>	<b>-</b>	<b>39,939,609.90</b>	<b>5,221,397.90</b>	<b>2,720,908.00</b>	<b>-</b>	<b>7,942,305.90</b>	<b>-</b>	<b>10,206,791.68</b>	<b>7,104,000.00</b>	<b>24,893,304.00</b>
Operations	3000000000000000	-	50,146,401.58	50,146,401.58	21,831,290.83	18,108,319.07	-	39,939,609.90	5,221,397.90	2,720,908.00	-	7,942,305.90	-	10,206,791.68	7,104,000.00	24,893,304.00
OO : Relevant and quality tertiary education ensured to achieve inclusive growth and access of poor but deserving students to quality tertiary education increased		-	49,440,980.34	49,440,980.34	21,831,290.83	18,108,319.07	-	39,939,609.90	5,221,397.90	2,720,908.00	-	7,942,305.90	-	9,501,370.44	7,104,000.00	24,893,304.00
HIGHER EDUCATION PROGRAM		-	49,440,980.34	49,440,980.34	21,831,290.83	18,108,319.07	-	39,939,609.90	5,221,397.90	2,720,908.00	-	7,942,305.90	-	9,501,370.44	7,104,000.00	24,893,304.00
Locally-Funded Project(s)		-	49,440,980.34	49,440,980.34	21,831,290.83	18,108,319.07	-	39,939,609.90	5,221,397.90	2,720,908.00	-	7,942,305.90	-	9,501,370.44	7,104,000.00	24,893,304.00
Increase in carrying capacity of Nursing and Allied Health Programs	310100200041000	-	4,633,770.34	4,633,770.34	684,120.90	2,329,245.00	-	3,013,365.90	292,457.90	2,720,908.00	-	3,013,365.90	-	1,620,404.44	-	-
MOOE		-	837,796.89	837,796.89	684,120.90	153,675.00	-	837,795.90	292,457.90	545,338.00	-	837,795.90	-	0.99	-	-
CO		-	3,795,973.45	3,795,973.45	-	2,175,570.00	-	2,175,570.00	-	2,175,570.00	-	2,175,570.00	-	1,620,403.45	-	-
Construction of 2 - Storey Academic and Laboratory Building - Lal - lo Campus	310100200042000	-	7,104,000.00	7,104,000.00	-	7,104,000.00	-	7,104,000.00	-	-	-	-	-	-	7,104,000.00	-
CO		-	7,104,000.00	7,104,000.00	-	7,104,000.00	-	7,104,000.00	-	-	-	-	-	-	7,104,000.00	-
Tulong Dunong Program	310100200043000	-	67,500.00	67,500.00	14,650.00	-	-	14,650.00	14,650.00	-	-	-	-	52,850.00	-	-
MOOE		-	67,500.00	67,500.00	14,650.00	-	-	14,650.00	14,650.00	-	-	-	-	52,850.00	-	-
Increase in Carrying Capacity of the College of Medicine	310100200045000	-	37,635,710.00	37,635,710.00	21,132,519.93	8,675,074.07	-	29,807,594.00	4,914,290.00	-	-	-	-	7,828,116.00	-	24,893,304.00
CO		-	37,635,710.00	37,635,710.00	21,132,519.93	8,675,074.07	-	29,807,594.00	4,914,290.00	-	-	-	-	7,828,116.00	-	24,893,304.00
OO : Higher education research improved to promote economic productivity and innovation		-	705,061.24	705,061.24	-	-	-	-	-	-	-	-	-	705,061.24	-	-
ADVANCED EDUCATION PROGRAM		-	87,914.21	87,914.21	-	-	-	-	-	-	-	-	-	87,914.21	-	-
Provision of Advanced Education Services	320100100001000	-	87,914.21	87,914.21	-	-	-	-	-	-	-	-	-	87,914.21	-	-
MOOE		-	87,914.21	87,914.21	-	-	-	-	-	-	-	-	-	87,914.21	-	-
RESEARCH PROGRAM		-	617,147.03	617,147.03	-	-	-	-	-	-	-	-	-	617,147.03	-	-
Conduct of Research Services	320200100001000	-	617,147.03	617,147.03	-	-	-	-	-	-	-	-	-	617,147.03	-	-
MOOE		-	617,147.03	617,147.03	-	-	-	-	-	-	-	-	-	617,147.03	-	-

Particulars	UACS CODE	Allotments			Current Year Obligations				Current Year Disbursements				Balances				
		Allotments		Adjusted Allotments	2nd Quarter Ending June 30	3rd Quarter Ending September 30	4th Quarter Ending December 31	Total	2nd Quarter Ending June 30	3rd Quarter Ending September 30	4th Quarter Ending December 31	Total	Unused Funds		Unpaid Obligations (16-21)=(24+25)		
		SARO	Unobligated										Unreleased Appropriations	Unobligated Allotments	Due and Demandable	Not Yet Due and Demandable	
OO : Community engagement increased		-	360.00	360.00	-	-	-	-	-	-	-	-	-	-	360.00	-	-
TECHNICAL ADVISORY EXTENSION PROGRAM		-	360.00	360.00	-	-	-	-	-	-	-	-	-	-	360.00	-	-
Provision of Extension Services	330100100001000	-	360.00	360.00	-	-	-	-	-	-	-	-	-	-	360.00	-	-
MOOE		-	360.00	360.00	-	-	-	-	-	-	-	-	-	-	360.00	-	-
Sub-Total, Operations		-	50,146,401.58	50,146,401.58	21,831,290.83	18,108,319.07	-	39,939,609.90	5,221,397.90	2,720,908.00	-	7,942,305.90	-	10,206,791.68	7,104,000.00	24,893,304.00	
PS		-	-	-	-	-	-	-	-	-	-	-	-	-	-	-	-
MOOE		-	1,610,718.13	1,610,718.13	698,770.90	153,675.00	-	852,445.90	307,107.90	545,338.00	-	852,445.90	-	758,272.23	-	-	
FinEx (if Applicable)		-	-	-	-	-	-	-	-	-	-	-	-	-	-	-	-
CO		-	48,535,683.45	48,535,683.45	21,132,519.93	17,954,644.07	-	39,087,164.00	4,914,290.00	2,175,570.00	-	7,089,860.00	-	9,448,519.45	7,104,000.00	24,893,304.00	
<b>Sub-Total, I. Agency Specific Budget</b>		-	<b>50,146,401.58</b>	<b>50,146,401.58</b>	<b>21,831,290.83</b>	<b>18,108,319.07</b>	-	<b>39,939,609.90</b>	<b>5,221,397.90</b>	<b>2,720,908.00</b>	-	<b>7,942,305.90</b>	-	<b>10,206,791.68</b>	<b>7,104,000.00</b>	<b>24,893,304.00</b>	
PS		-	-	-	-	-	-	-	-	-	-	-	-	-	-	-	-
MOOE		-	1,610,718.13	1,610,718.13	698,770.90	153,675.00	-	852,445.90	307,107.90	545,338.00	-	852,445.90	-	758,272.23	-	-	
FinEx (if Applicable)		-	-	-	-	-	-	-	-	-	-	-	-	-	-	-	-
CO		-	48,535,683.45	48,535,683.45	21,132,519.93	17,954,644.07	-	39,087,164.00	4,914,290.00	2,175,570.00	-	7,089,860.00	-	9,448,519.45	7,104,000.00	24,893,304.00	
<b>GRAND TOTAL</b>		-	<b>5,000,000.00</b>	<b>50,146,401.58</b>	<b>55,146,401.58</b>	<b>21,831,290.83</b>	<b>23,058,319.07</b>	-	<b>44,889,609.90</b>	<b>5,221,397.90</b>	<b>7,670,908.00</b>	-	<b>12,892,305.90</b>	<b>(5,000,000.00)</b>	<b>10,256,791.68</b>	<b>7,104,000.00</b>	<b>24,893,304.00</b>
PS		-	-	-	-	-	-	-	-	-	-	-	-	-	-	-	-
MOOE		5,000,000.00	1,610,718.13	6,610,718.13	698,770.90	5,103,675.00	-	5,802,445.90	307,107.90	5,495,338.00	-	5,802,445.90	(5,000,000.00)	808,272.23	-	-	
FinEx (if Applicable)		-	-	-	-	-	-	-	-	-	-	-	-	-	-	-	-
CO		-	48,535,683.45	48,535,683.45	21,132,519.93	17,954,644.07	-	39,087,164.00	4,914,290.00	2,175,570.00	-	7,089,860.00	-	9,448,519.45	7,104,000.00	24,893,304.00	
<b>Unreleased Appropriations</b>		-	<b>5,000,000.00</b>	-	<b>5,000,000.00</b>	-	<b>4,950,000.00</b>	-	<b>4,950,000.00</b>	-	<b>4,950,000.00</b>	-	<b>4,950,000.00</b>	<b>(5,000,000.00)</b>	<b>50,000.00</b>	-	-
I. Agency Specific Budget		5,000,000.00	-	5,000,000.00	-	4,950,000.00	-	4,950,000.00	-	4,950,000.00	-	4,950,000.00	(5,000,000.00)	50,000.00	-	-	
HIGHER EDUCATION PROGRAM		5,000,000.00	-	5,000,000.00	-	4,950,000.00	-	4,950,000.00	-	4,950,000.00	-	4,950,000.00	(5,000,000.00)	50,000.00	-	-	
<b>Unobligated Allotment</b>		-	<b>50,146,401.58</b>	<b>50,146,401.58</b>	<b>21,831,290.83</b>	<b>18,108,319.07</b>	-	<b>39,939,609.90</b>	<b>5,221,397.90</b>	<b>2,720,908.00</b>	-	<b>7,942,305.90</b>	-	<b>10,206,791.68</b>	<b>7,104,000.00</b>	<b>24,893,304.00</b>	
I. Agency Specific Budget		-	50,146,401.58	50,146,401.58	21,831,290.83	18,108,319.07	-	39,939,609.90	5,221,397.90	2,720,908.00	-	7,942,305.90	-	10,206,791.68	7,104,000.00	24,893,304.00	
HIGHER EDUCATION PROGRAM		-	49,440,980.34	49,440,980.34	21,831,290.83	18,108,319.07	-	39,939,609.90	5,221,397.90	2,720,908.00	-	7,942,305.90	-	9,501,370.44	7,104,000.00	24,893,304.00	
ADVANCED EDUCATION PROGRAM		-	87,914.21	87,914.21	-	-	-	-	-	-	-	-	-	87,914.21	-	-	
RESEARCH PROGRAM		-	617,147.03	617,147.03	-	-	-	-	-	-	-	-	-	617,147.03	-	-	
TECHNICAL ADVISORY EXTENSION PROGRAM		-	360.00	360.00	-	-	-	-	-	-	-	-	-	360.00	-	-	


Certified Correct:



ALVIN U. ALISASIS  
SAC-UBO


Date:

Certified Correct:




MONALIZA V. GUZMAN  
University Accountant  
October 28, 2024 11:34 AM

Recommending Approval By:



EMERITA P. GERON  
Chief AO, Finance  
Date: October 28, 2024 11:37 AM

Approved By:



ARTHUR G. IBANEZ  
OIC, Office of the University President